



EL COLEGIO DE JALISCO, A.C.  
ESTADO DE POSICIÓN FINANCIERA  
AL 31 DE AGOSTO DEL 2019

| ACTIVO                            |                   | PASIVO                           |                   |
|-----------------------------------|-------------------|----------------------------------|-------------------|
| CIRCULANTE                        |                   | CIRCULANTE                       |                   |
| FONDO FIJO DE CAJA                | 10,500            | IMPUESTOS POR PAGAR              | 762,240           |
| BANCOS                            | 996,594           | ACREEDORES                       | <u>1,415,424</u>  |
| INVERSIONES TEMPORALES            | 14,547,550        |                                  |                   |
| FUNCIONARIOS Y EMPLEADOS          | 35,617            |                                  |                   |
| DEUDORES DIVERSOS                 | 622,747           |                                  |                   |
| ANTICIPO A PROVEEDORES            | 0                 |                                  |                   |
| IMPUESTOS A FAVOR                 | <u>0</u>          |                                  |                   |
| SUMA DEL ACTIVO CIRCULANTE        | 16,213,008        | SUMA DEL PASIVO                  | 2,177,665         |
| FIJO                              |                   | DIFERIDO                         |                   |
| BIBLIOTECA                        | 1,718,210         | SUBSIDIOS POR APLICAR            | 0                 |
| DEP ACUM DE BIBLIOTECA            | -1,432,203        | SUBSIDIOS POR RECIBIR            | <u>0</u>          |
| MOBILIARIO Y EQ. DE OFICINA       | 9,093,512         |                                  |                   |
| DEP ACUM MOB Y EQ. DE OFICINA     | -6,886,174        |                                  |                   |
| EQUIPO DE COMPUTO Y ELECTRÓNICO   | 4,475,298         | SUMA DEL PASIVO DIFERIDO         | <u>0</u>          |
| DEP ACUM EQUIPO DE COMPUTO        | -3,659,755        |                                  |                   |
| VEHICULOS                         | 692,550           |                                  |                   |
| DEP ACUM DE VEHICULOS             | -692,550          |                                  |                   |
| CONSTRUCCION EN PROPIEDAD         | 14,265,260        |                                  |                   |
| DEP ACUM CONSTRUC. EN PROPIEDAD   | -4,277,561        |                                  |                   |
| EQUIPO FOTOGRAFICO                | 88,677            |                                  |                   |
| DEP ACUM EQUIPO FOTOGRAFICO       | -88,677           |                                  |                   |
| HERRAMIENTAS Y MAQUINAS           | 201,440           |                                  |                   |
| DEP ACUM HERRAM. Y MAQUINAS       | <u>-33,217</u>    |                                  |                   |
| SUMA DEL ACTIVO FIJO              | 13,464,811        | SUMA DEL PASIVO                  | <u>2,177,665</u>  |
| DIFERIDO                          |                   | CAPITAL                          |                   |
| GASTOS DE INSTALACIÓN             | 327,079           | PATRIMONIO                       | 24,469,683        |
| AMORT. ACUM. GTOS. DE INSTALACIÓN | -327,079          | REMANENTE O DEFICIT ACUMULADO    | 0                 |
| DEPÓSITOS EN GARANTÍA             | 31,691            | UTILIDAD O PÉRDIDA DEL EJERCICIO | <u>3,156,591</u>  |
| GASTOS DIFERIDOS                  | 706,083           |                                  |                   |
| AMORT. ACUM. GTOS. DIFERIDOS      | <u>-611,654</u>   |                                  |                   |
| SUMA DEL ACTIVO DIFERIDO          | <u>126,120</u>    | SUMA DEL CAPITAL                 | <u>27,626,274</u> |
| SUMA DEL ACTIVO                   | <u>29,803,939</u> | SUMA DEL PASIVO Y CAPITAL        | <u>29,803,939</u> |

  
L.C.P. MARIA GUADALUPE GONZALEZ SANCHEZ  
COORDINADORA DE CONTABILIDAD

**EL COLEGIO DE JALISCO, A.C.**  
**ESTADO DE ACTIVIDADES**  
**DEL 01 AL 31 DE AGOSTO DEL 2019**

|  | <b>AGOSTO</b> | <b>%</b> | <b>ACUMULADO</b> | <b>%</b> |
|--|---------------|----------|------------------|----------|
| <b>Ingresos</b>                              |               |          |                  |          |
| <i>INGRESOS</i>                              |               |          |                  |          |
| SUBSIDIOS                                    | 2,411,653.50  | 68.28    | 20,053,228.00    | 86.01    |
| DONATIVOS                                    | 422,043.80    | 11.95    | 544,511.25       | 2.34     |
| POSGRADOS                                    | 8,900.00      | 0.25     | 35,400.00        | 0.15     |
| EXTENSION                                    | 362,750.00    | 10.27    | 407,750.00       | 1.75     |
| INTERESES POR INVERSIONES                    | 88,530.75     | 2.51     | 662,800.65       | 2.84     |
| VENTAS DE ACTIVOS                            | 0.00          | 0.00     | 0.00             | 0.00     |
| COEDICIONES                                  | 0.00          | 0.00     | 29,391.50        | 0.13     |
| VENTA DE LIBROS                              | 38,287.00     | 1.08     | 158,608.57       | 0.68     |
| CONVENIOS                                    | 0.00          | 0.00     | 0.00             | 0.00     |
| DEV. RECURSOS NO APLICADOS                   | 0.00          | 0.00     | 0.00             | 0.00     |
|  | <hr/>         |          | <hr/>            |          |
| <b>Ingresos</b>                              | 3,332,165.05  | 94.34    | 21,891,689.97    | 93.89    |
| INGRESOS EN ADMINISTRACIÓN DE RECURSOS       |               |          |                  |          |
| CONACYT PROYECTOS                            |               |          |                  |          |
| COECYTJAL PROYECTOS                          | 200,000.00    | 5.66     | 1,424,425.00     | 6.11     |
| COEDICIONES                                  | 0.00          | 0.00     | 0.00             | 0.00     |
| DEV. RECURSOS NO APLICADOS                   | 0.00          | 0.00     | 0.00             | 0.00     |
|  | <hr/>         |          | <hr/>            |          |
| TOTAL INGRESOS EN ADMINISTRACIÓN DE RECURSOS | 200,000.00    | 5.66     | 1,424,425.00     | 6.11     |
| Total Ingresos                               | 3,532,165.05  | 100.00   | 23,316,114.97    | 100.00   |
| <b>Egresos</b>                               |               |          |                  |          |
| <i>GASTOS</i>                                |               |          |                  |          |
| GASTOS OPERATIVOS                            | 2,496,194.68  | 70.67    | 19,855,489.60    | 85.16    |
| IMPUESTO DEL EJERCICIO                       | 0.00          | 0.00     | 0.00             | 0.00     |
|  | <hr/>         |          | <hr/>            |          |
|  | 2,496,194.68  | 70.67    | 19,855,489.60    | 85.16    |
| ADMN. RECURSOS                               |               |          |                  |          |
| CONACYT PROYECTOS                            | 99,117.00     | 2.81     | 304,034.36       | 1.30     |
| COECYTJAL PROYECTOS                          | 0.00          | 0.00     | 0.00             | 0.00     |
| COEDICIONES                                  | 0.00          | 0.00     | 0.00             | 0.00     |
|  | <hr/>         |          | <hr/>            |          |
| TOTAL GASTOS ADMN RECURSOS                   | 99,117.00     | 2.81     | 304,034.36       | 1.30     |
| <b>Total Egresos</b>                         | 2,595,311.68  | 73.48    | 20,159,523.96    | 86.46    |
| <b>Utilidad (o Pérdida)</b>                  | <hr/>         |          | <hr/>            |          |
|  | 936,853.37    | 26.52    | 3,156,591.01     | 13.54    |

  
L.C.P. MARIA GUADALUPE GONZALEZ SANCHEZ  
COORDINADORA DE CONTABILIDAD

| Cuenta             | Nombre                                  | Saldos Iniciales     |                     |                     | Saldos Actuales     |                      |                     |
|--------------------|---|----------------------|---------------------|---------------------|---------------------|----------------------|---------------------|
|                    |   | Deudor               | Acreedor            | Cargos              | Abonos              | Deudor               | Acreedor            |
| 001-000-000        | ACTIVO                                  | 28,576,745.18        |                     | 8,351,573.68        | 7,124,379.74        | 29,803,939.12        |                     |
| 010-000-000        | CIRCULANTE                              | 14,854,897.19        |                     | 8,329,966.96        | 6,971,855.92        | 16,213,008.23        |                     |
| <b>101-000-000</b> | <b>CAJA</b>                             | <b>10,500.00</b>     |                     | -                   | -                   | <b>10,500.00</b>     |                     |
| 101-004-000        | ROMERO JIMENEZ ALEJANDRA IVONE          | 10,000.00            |                     | -                   | -                   | 10,000.00            |                     |
| 101-006-000        | MIRANDA MADRIGAL BELEN SARAHÍ           | 500.00               |                     | -                   | -                   | 500.00               |                     |
| 102-000-000        | BANCOS                                  | 2,289,820.71         |                     | 4,342,796.44        | 5,636,023.19        | 996,593.96           |                     |
| <b>102-002-000</b> | <b>BANSI</b>                            | -                    |                     | <b>202,500.81</b>   | <b>202,500.81</b>   | -                    |                     |
| 102-003-000        | BANAMEX                                 | 2,248,231.75         |                     | 4,140,295.63        | 5,429,446.54        | 959,080.84           |                     |
| 102-003-001        | CTA. 4520909 BANAMEX                    | 1,220,253.84         |                     | 4,115,295.63        | 5,308,982.25        | 26,567.22            |                     |
| 102-003-003        | TARJETA EMPRESARIAL 9200093 BANMEX      | 7,583.78             |                     | 25,000.00           | 21,347.29           | 11,236.49            |                     |
| 102-003-009        | BANAMEX CONACYT 5776175                 | 1,020,394.13         |                     | -                   | 99,117.00           | 921,277.13           |                     |
| 102-004-000        | BBVA BANCOMER                           | 41,588.96            |                     | -                   | 4,075.84            | 37,513.12            |                     |
| 103-000-000        | INVERSIONES TEMPORALES                  | 12,488,527.36        |                     | 3,313,534.46        | 1,254,512.06        | 14,547,549.76        |                     |
| <b>103-002-000</b> | <b>INVERSION BANAMEX, CTA.4520909</b>   | <b>12,488,527.36</b> |                     | <b>3,313,534.46</b> | <b>1,254,512.06</b> | <b>14,547,549.76</b> |                     |
| 104-000-000        | FUNCIONARIOS Y EMPLEADOS                | 34,117.10            |                     | 52,933.03           | 51,433.03           | 35,617.10            |                     |
| <b>104-001-000</b> | <b>GASTOS A COMPROBAR</b>               | <b>34,117.10</b>     |                     | <b>52,933.03</b>    | <b>51,433.03</b>    | <b>35,617.10</b>     |                     |
| 104-001-002        | GONZALEZ SANCHEZ MARIA GUADALUPE        | 14,897.00            |                     | -                   | -                   | 14,897.00            |                     |
| 104-001-051        | ALARCON MENCHACA LAURA                  | 19,220.10            |                     | -                   | -                   | 19,220.10            |                     |
| 104-001-058        | CARDENAS GOMEZ ERIKA PATRICIA           | -                    |                     | 6,070.80            | 6,070.80            | -                    |                     |
| 104-001-065        | HURTADO GONZALEZ JAVIER                 | -                    |                     | 1,500.00            | -                   | 1,500.00             |                     |
| 104-001-102        | GUTIERREZ JOSE LUIS ENRIQUE             | -                    |                     | 15,341.84           | 15,341.84           | -                    |                     |
| 104-001-106        | EUFRACIO JARAMILLO JORGE FEDERICO       | -                    |                     | 23,284.39           | 23,284.39           | -                    |                     |
| 104-001-137        | GARCIA SANTANA JULIO OSWALDO            | -                    |                     | 6,736.00            | 6,736.00            | -                    |                     |
| 105-000-000        | DEUDORES DIVERSOS                       | 31,932.02            |                     | 620,703.03          | 29,887.64           | 622,747.41           |                     |
| 105-002-000        | SECRETARIA DE FINANZAS                  | -                    |                     | 20,590.00           | -                   | 20,590.00            |                     |
| 105-003-000        | SUBSIDIO AL EMPLEO                      | 45.30                |                     | 113.03              | 45.00               | 113.33               |                     |
| <b>105-010-000</b> | <b>DIFERENCIAS EN NOMINAS</b>           | -                    | <b>0.95</b>         | -                   | <b>2.89</b>         | -                    | <b>3.84</b>         |
| 105-019-000        | MUNICIPIO DE ZAPOPAN                    | -                    |                     | 400,000.00          | -                   | 400,000.00           |                     |
| 105-020-000        | CONACYT                                 | -                    |                     | 200,000.00          | -                   | 200,000.00           |                     |
| 105-025-000        | EL COLEGIO DE MEXICO, A.C.              | 29,391.50            |                     | -                   | 29,391.50           | -                    |                     |
| 105-029-000        | UNIVERSIDAD DE GUADALAJARA              | 2,047.92             |                     | -                   | -                   | 2,047.92             |                     |
| 105-109-000        | FTTH DE MEXICO, SA DE CV                | 448.25               |                     | -                   | 448.25              | -                    |                     |
| <b>012-000-000</b> | <b>ACTIVO FIJO</b>                      | <b>13,587,858.89</b> |                     | <b>21,606.72</b>    | <b>144,654.79</b>   | <b>13,464,810.82</b> |                     |
| 121-000-000        | BIBLIOTECA                              | 1,718,210.29         |                     | -                   | -                   | 1,718,210.29         |                     |
| <b>121-001-000</b> | <b>BIBLIOTECA</b>                       | <b>1,627,002.19</b>  |                     | -                   | -                   | <b>1,627,002.19</b>  |                     |
| 121-002-000        | BIBLIOTECA CONACYT                      | 91,208.10            |                     | -                   | -                   | 91,208.10            |                     |
| 122-000-000        | DEP ACUM DE BIBLIOTECA                  | -                    | 1,426,893.10        | -                   | 5,310.29            | -                    | 1,432,203.39        |
| <b>122-001-000</b> | <b>DEP.ACUM.DE BIBLIOTECA</b>           | -                    | <b>1,426,893.10</b> | -                   | <b>5,310.29</b>     | -                    | <b>1,432,203.39</b> |
| 123-000-000        | MOBILIARIO Y EQ. DE OFICINA             | 9,071,905.17         |                     | 21,606.72           | -                   | 9,093,511.89         |                     |
| <b>123-001-000</b> | <b>MOBILIARIO Y EQ. DE OFICINA</b>      | <b>5,402,116.70</b>  |                     | <b>21,606.72</b>    | -                   | <b>5,423,723.42</b>  |                     |
| 123-002-000        | SISTEMA ALMACENAJE - CONACYT 2012       | 1,337,741.24         |                     | -                   | -                   | 1,337,741.24         |                     |
| 123-003-000        | EQUIPO AIRE ACONDICIONADO - CONACYT 2   | 140,568.66           |                     | -                   | -                   | 140,568.66           |                     |
| 123-004-000        | SISTEMA EXTINCION DE INCENDIOS          | 1,821,308.89         |                     | -                   | -                   | 1,821,308.89         |                     |
| 123-005-000        | MODULOS LIBROS BIBL.A.YAÑEZ-CONACYT 2   | 335,987.04           |                     | -                   | -                   | 335,987.04           |                     |
| 123-006-000        | PISO LAMINADO BIBL.A.YAÑEZ-CONACYT 20:  | 26,352.64            |                     | -                   | -                   | 26,352.64            |                     |
| 123-007-000        | SELLADORA LINEAL MARCA SERGEANT         | 7,830.00             |                     | -                   | -                   | 7,830.00             |                     |
| 124-000-000        | DEP ACUM MOB Y EQ.DE OFICINA            | -                    | 6,828,404.36        | -                   | 57,770.12           | -                    | 6,886,174.48        |
| <b>124-001-000</b> | <b>DEP ACUM MOB Y EQ DE OFICINA</b>     | -                    | <b>6,828,404.36</b> | -                   | <b>57,770.12</b>    | -                    | <b>6,886,174.48</b> |
| 125-000-000        | EQUIPO DE COMPUTO Y ELECTRÓNICO         | 4,475,298.47         |                     | -                   | -                   | 4,475,298.47         |                     |
| <b>125-001-000</b> | <b>EQUIPO DE COMPUTO Y ELECTRÓNICO</b>  | <b>4,379,265.55</b>  |                     | -                   | -                   | <b>4,379,265.55</b>  |                     |
| 125-002-000        | EQ.DE COMPUTO Y ELECTRONICO- CONACYT    | 96,032.92            |                     | -                   | -                   | 96,032.92            |                     |
| 126-000-000        | DEP ACUM EQUIPO DE COMPUTO              | -                    | 3,615,522.56        | -                   | 44,232.69           | -                    | 3,659,755.25        |
| <b>126-001-000</b> | <b>DEP ACUM EQUIPO DE COMPUTO</b>       | -                    | <b>3,615,522.56</b> | -                   | <b>44,232.69</b>    | -                    | <b>3,659,755.25</b> |
| 127-000-000        | VEHICULOS                               | 692,550.00           |                     | -                   | -                   | 692,550.00           |                     |
| <b>127-001-000</b> | <b>VEHICULOS</b>                        | <b>692,550.00</b>    |                     | -                   | -                   | <b>692,550.00</b>    |                     |
| 128-000-000        | DEP ACUM DE VEHICULOS                   | -                    | 692,550.00          | -                   | -                   | -                    | 692,550.00          |
| <b>128-001-000</b> | <b>DEP ACUM DE VEHICULOS</b>            | -                    | <b>692,550.00</b>   | -                   | -                   | -                    | <b>692,550.00</b>   |
| 129-000-000        | CONSTRUCCION EN PROPIEDAD               | 14,265,260.39        |                     | -                   | -                   | 14,265,260.39        |                     |
| <b>129-001-000</b> | <b>CONSTRUCCION EN PROPIEDAD</b>        | <b>14,051,517.49</b> |                     | -                   | -                   | <b>14,051,517.49</b> |                     |
| 129-002-000        | CONSTRUCC EN PROPIEDAD 2012             | 213,742.90           |                     | -                   | -                   | 213,742.90           |                     |
| 130-000-000        | DEP ACUM CONSTRUC.EN PROPIEDAD          | -                    | 4,241,897.47        | -                   | 35,663.03           | -                    | 4,277,560.50        |
| <b>130-001-000</b> | <b>DEP ACUM CONSTRUC.EN PROPIEDAD</b>   | -                    | <b>4,241,897.47</b> | -                   | <b>35,663.03</b>    | -                    | <b>4,277,560.50</b> |
| 135-000-000        | EQUIPO FOTOGRAFICO                      | 88,676.50            |                     | -                   | -                   | 88,676.50            |                     |
| <b>135-001-000</b> | <b>EQUIPO FOTOGRAFICO</b>               | <b>88,676.50</b>     |                     | -                   | -                   | <b>88,676.50</b>     |                     |
| 136-000-000        | DEP ACUM EQUIPO FOTOGRAFICO             | -                    | 88,676.50           | -                   | -                   | -                    | 88,676.50           |
| <b>136-001-000</b> | <b>DEP ACUM EQUIPO FOTOGRAFICO</b>      | -                    | <b>88,676.50</b>    | -                   | -                   | -                    | <b>88,676.50</b>    |
| 137-000-000        | HERRAMIENTAS Y MAQUINAS                 | 201,440.38           |                     | -                   | -                   | 201,440.38           |                     |
| <b>137-001-000</b> | <b>HERRAMIENTAS Y MAQUINARIA</b>        | <b>201,440.38</b>    |                     | -                   | -                   | <b>201,440.38</b>    |                     |
| 138-000-000        | DEP ACUM HERRAM. Y MAQUINAS             | -                    | 31,538.32           | -                   | 1,678.66            | -                    | 33,216.98           |
| <b>138-001-000</b> | <b>DEP ACUM HERRAMIENTA Y MAQUINAR</b>  | -                    | <b>31,538.32</b>    | -                   | <b>1,678.66</b>     | -                    | <b>33,216.98</b>    |
| 014-000-000        | OTROS ACTIVOS                           | 133,989.10           |                     | -                   | 7,869.03            | 126,120.07           |                     |
| 141-000-000        | GASTOS DE INSTALACION Y ADAPTACION      | 327,079.21           |                     | -                   | -                   | 327,079.21           |                     |
| <b>141-001-000</b> | <b>GASTOS DE INSTAL Y ADAPTACION</b>    | <b>327,079.21</b>    |                     | -                   | -                   | <b>327,079.21</b>    |                     |
| 142-000-000        | AMORTIZ ACUM GTOS DE INSTALACION        | -                    | 327,079.21          | -                   | -                   | -                    | 327,079.21          |
| <b>142-001-000</b> | <b>AMORTIZ ACUM GTOS DE INSTALACION</b> | -                    | <b>327,079.21</b>   | -                   | -                   | -                    | <b>327,079.21</b>   |
| 143-000-000        | DEPOSITOS EN GARANTIA                   | 31,691.49            |                     | -                   | -                   | 31,691.49            |                     |
| <b>143-001-000</b> | <b>ARRENDAMIENTO</b>                    | <b>5,356.00</b>      |                     | -                   | -                   | <b>5,356.00</b>      |                     |
| 143-002-000        | GAS LICUADO                             | 1,247.40             |                     | -                   | -                   | 1,247.40             |                     |
| 143-003-000        | COMISION FEDERAL DE ELECTRICIDAD        | 14,067.00            |                     | -                   | -                   | 14,067.00            |                     |
| 143-004-000        | GASOLINERIA SERVICIO ZAPOPAN            | 3,000.00             |                     | -                   | -                   | 3,000.00             |                     |
| 143-005-000        | EQUIPO FOTOCOPIADO-GDL DOCUMENT SOI     | 2,436.00             |                     | -                   | -                   | 2,436.00             |                     |
| 143-006-000        | INSTITUTO DE PENSIONES DEL ESTADO DE :  | 600.00               |                     | -                   | -                   | 600.00               |                     |
| 143-007-000        | SISTEMAS CONTINO, SA DE CV              | 4,985.09             |                     | -                   | -                   | 4,985.09             |                     |
| 144-000-000        | GASTOS DIFERIDOS                        | 706,082.62           |                     | -                   | -                   | 706,082.62           |                     |



|                    |  |                      |                     |                   |                      |
|--------------------|--|----------------------|---------------------|-------------------|----------------------|
| <b>144-001-000</b> | <b>IMPLEMENTACION WEB REVISTA ELECT</b>  | <b>19,140.00</b>     | -                   | -                 | <b>19,140.00</b>     |
| 144-002-000        | DISEÑO REVISTA ELECTRÓNICA               | 57,420.00            | -                   | -                 | 57,420.00            |
| 144-003-000        | SOFTWARE ALEPH 500                       | 629,522.62           | -                   | -                 | 629,522.62           |
| 145-000-000        | AMORTIZ. ACUM. GASTOS DIFERIDOS          |                      | 603,785.01          | 7,869.03          |                      |
| <b>145-001-000</b> | <b>AMORTIZ.ACUM.GASTOS DIFERIDOS</b>     |                      | <b>603,785.01</b>   | <b>7,869.03</b>   | <b>611,654.04</b>    |
| 002-000-000        | PASIVO                                   |                      | 1,887,324.25        | 697,353.53        | 611,654.04           |
| 020-000-000        | CORTO PLAZO                              |                      | 1,887,324.25        | 697,353.53        | 2,177,664.82         |
| <b>201-000-000</b> | <b>ACREEDORES DIVERSOS</b>               |                      | <b>1,263,805.76</b> | <b>112,755.37</b> | <b>2,177,664.82</b>  |
| 201-004-000        | PRESTAMOS INFONAVIT                      |                      | 19,925.39           | -                 | 1,415,424.33         |
| 201-012-000        | DEPOSITOS POR ACLARAR                    |                      | 2,500.00            | 1,810.00          | 40,497.61            |
| 201-039-000        | ESTIMACION ANUAL                         |                      | 910,000.00          | -                 | 3,194.00             |
| 201-120-000        | INGRESO POR FACTURAR                     |                      | -                   | -                 | 1,040,000.00         |
| 201-148-000        | RAMIREZ SAIZ JUAN MANUEL                 |                      | -                   | -                 | 1,200.00             |
| 201-154-000        | FONACOT                                  |                      | -                   | -                 | 701.22               |
| 201-161-000        | EDITORIAL PANDORA SA DE CV               |                      | 12,048.79           | 12,049.70         | 10,499.92            |
| 201-174-000        | LIBRERIA                                 |                      | 19,489.16           | -                 | 19,489.16            |
| 201-186-000        | UNIVERSIDAD AUTONOMA DE SINALOA          |                      | 0.67                | -                 | 0.67                 |
| 201-193-000        | PREVISION SOCIAL                         |                      | 220.00              | -                 | 220.00               |
| 201-204-000        | ESCOBAR ZUÑIGA JUAN ALBERTO              |                      | -                   | 92,855.67         | -                    |
| 201-206-000        | PROVISION PASIVO LABORAL                 |                      | 89,958.00           | -                 | 89,958.00            |
| 201-209-000        | VIALUZA, SA CV                           |                      | 203,866.45          | -                 | 203,866.45           |
| 201-210-000        | DIEGO ENRIQUE MARTINEZ GARIBAY           |                      | 3,877.30            | -                 | 3,877.30             |
| 201-211-000        | HILARIO ALEJANDRO RODRIGUEZ CARDENAS     |                      | 640.00              | -                 | 640.00               |
| 201-212-000        | OSCAR GEOVANNY JIMENEZ GONZALEZ          |                      | 640.00              | -                 | 640.00               |
| <b>201-213-000</b> | <b>AZMEN SOLUCIONES MUNICIPALES SC</b>   |                      | -                   | <b>640.00</b>     | <b>640.00</b>        |
| 201-214-000        | ANZALDO EVENTOS S DE RL DE CV            |                      | -                   | 5,400.00          | -                    |
| 202-000-000        | IMPUESTOS POR PAGAR                      |                      | 623,518.49          | 584,598.16        | 762,240.49           |
| 202-001-000        | ISR RET. SALARIOS                        |                      | 148,754.14          | 148,754.00        | 149,284.06           |
| 202-002-000        | RETENCION ISR HONORARIOS                 |                      | 1,455.89            | 1,456.00          | 2,501.61             |
| 202-003-000        | 5% INFONAVIT                             |                      | 61,650.35           | -                 | 124,681.52           |
| 202-004-000        | RETIRO                                   |                      | 24,659.99           | -                 | 49,872.54            |
| 202-005-000        | % SOBRE NOMINAS                          |                      | 24,146.00           | 24,146.00         | 23,511.00            |
| 202-006-000        | SEGURO SOCIAL PATRONAL                   |                      | 109,269.82          | 109,269.82        | 106,742.38           |
| 202-007-000        | SEGURO SOCIAL EMPLEADO                   |                      | 17,849.53           | 17,849.53         | 17,502.69            |
| 202-008-000        | FONDO DE PENSIONES DEL ESTADO            |                      | 77,328.67           | 150,482.31        | 72,278.03            |
| 202-009-000        | PRESTAMOS DE PENSIONES DEL ESTADO        |                      | 24,684.26           | 52,018.50         | 25,896.04            |
| 202-010-000        | RETENCION IVA                            |                      | 1,565.03            | 1,565.00          | 2,668.75             |
| 202-011-000        | RTP ASIMILADOS                           |                      | 10,214.88           | 10,215.00         | 9,866.12             |
| 202-013-000        | RETENCION ISR ARRENDAMIENTO              |                      | 670.00              | 670.00            | 670.00               |
| 202-014-000        | ISR RET. ASIMILADOS                      |                      | 68,171.93           | 68,172.00         | 71,952.19            |
| 202-017-000        | CESANTIA Y VEJEZ                         |                      | 38,680.32           | -                 | 77,231.12            |
| 202-018-000        | CESANTIA Y VEJEZ EMPLEADO                |                      | 14,417.68           | -                 | 27,582.51            |
| <b>003-000-000</b> | <b>PATRIMONIO</b>                        | <b>24,469,683.29</b> | -                   | -                 | <b>24,469,683.29</b> |
| 301-000-000        | PATRIMONIO                               | 24,469,683.29        | -                   | -                 | 24,469,683.29        |
| <b>301-001-000</b> | <b>PATRIMONIO</b>                        | <b>24,469,683.29</b> | -                   | -                 | <b>24,469,683.29</b> |
| 005-000-000        | INGRESOS                                 |                      | 18,559,524.92       | -                 | 21,891,689.97        |
| 510-000-000        | SUBSIDIOS                                |                      | 17,641,574.50       | -                 | 20,053,228.00        |
| 510-001-000        | GOBIERNO DEL ESTADO DE JALISCO           |                      | 16,881,574.50       | -                 | 19,293,228.00        |
| 510-003-000        | MUNICIPIO DE ZAPOPAN                     |                      | 760,000.00          | -                 | 760,000.00           |
| 511-000-000        | DONATIVOS                                |                      | 122,467.45          | -                 | 544,511.25           |
| 511-002-000        | ANÓNIMO                                  |                      | 34,969.00           | -                 | 36,779.00            |
| <b>511-049-000</b> | <b>JUAN MANUEL RAMIREZ SAIZ</b>          | <b>85,450.45</b>     | -                   | <b>13,033.80</b>  | <b>98,484.25</b>     |
| 511-050-000        | JOSE MARIA MURIA ROURET                  |                      | 2,048.00            | -                 | 2,048.00             |
| 511-051-000        | ANZALDO EVENTOS S DE RL DE CV            |                      | -                   | 7,200.00          | 7,200.00             |
| 511-052-000        | MUNICIPIO DE ZAPOPAN                     |                      | -                   | 400,000.00        | 400,000.00           |
| 512-000-000        | POSGRADOS                                |                      | 26,500.00           | -                 | 35,400.00            |
| <b>512-002-000</b> | <b>MAESTRIAS</b>                         | <b>26,500.00</b>     | -                   | <b>8,900.00</b>   | <b>35,400.00</b>     |
| 512-002-100        | ESTUDIOS SOBRE LA REGION                 |                      | -                   | -                 | 8,900.00             |
| 512-002-101        | DERECHOS(CERTIF.EXAMEN GRADO,PERGAM      |                      | -                   | -                 | 8,900.00             |
| 512-002-200        | POLITICAS PUBLICAS LOCALES               |                      | 26,500.00           | -                 | 8,900.00             |
| 512-002-201        | COLEGIATURAS                             |                      | 8,500.00            | -                 | 26,500.00            |
| 512-002-203        | CURSO PROPEDEUTICO                       |                      | 18,000.00           | -                 | 8,500.00             |
| 513-000-000        | EXTENSION                                |                      | 45,000.00           | -                 | 18,000.00            |
| 513-001-000        | DIPLOMADOS                               |                      | 45,000.00           | -                 | 407,750.00           |
| <b>513-001-100</b> | <b>HISTORIA Y GEOGRAFIA DE JALISCO</b>   | <b>4,000.00</b>      | -                   | <b>41,500.00</b>  | <b>407,750.00</b>    |
| 513-001-200        | CULTURA JALISCIENSE                      |                      | 9,000.00            | -                 | 45,500.00            |
| <b>513-001-660</b> | <b>ESTADO DE DERECHO Y CULTURA DE LA</b> | <b>4,000.00</b>      | -                   | <b>8,000.00</b>   | <b>12,000.00</b>     |
| 513-001-670        | CIENCIA POLITICA, GOBERNANZA Y GESTION   |                      | 12,000.00           | -                 | 85,499.90            |
| <b>513-001-680</b> | <b>GOBIERNO Y ADMINISTRACION MUNIC</b>   | <b>4,000.00</b>      | -                   | <b>87,678.50</b>  | <b>91,678.50</b>     |
| 513-001-690        | GOBIERNO ABIERTO, TRANSPARENCIA Y CO     |                      | 12,000.00           | -                 | 75,571.60            |
| 513-001-700        | INVESTIGACION SOCIAL Y CINE DOCUMENTA    |                      | -                   | -                 | 28,000.00            |
| 514-000-000        | INTERESES POR INVERSIONES                |                      | 574,269.90          | -                 | 662,800.65           |
| <b>514-001-000</b> | <b>INTERESES POR INVERSIONES</b>         | <b>574,269.90</b>    | -                   | <b>88,530.75</b>  | <b>662,800.65</b>    |
| 515-000-000        | COEDICIONES                              |                      | 29,391.50           | -                 | 29,391.50            |
| 515-007-000        | EL COLEGIO DE MEXICO, AC                 |                      | 29,391.50           | -                 | 29,391.50            |
| <b>517-000-000</b> | <b>VENTA DE LIBROS</b>                   | <b>120,321.57</b>    | -                   | <b>38,287.00</b>  | <b>158,608.57</b>    |
| 517-001-000        | EDICIONES DE EL COLEGIO DE JALISCO       |                      | 114,240.83          | -                 | 151,797.83           |
| 517-002-000        | OTRAS EDICIONES                          |                      | 6,080.74            | -                 | 6,810.74             |
| 005-000-001        | INGRESOS EN ADMINISTRACIÓN DE RECURS     |                      | 1,224,425.00        | -                 | 1,424,425.00         |
| 560-001-000        | CONACYT PROYECTOS                        |                      | 1,224,425.00        | -                 | 1,424,425.00         |
| 560-001-001        | PROYECTO 250624                          |                      | 1,224,425.00        | -                 | 1,224,425.00         |
| 560-001-003        | PROYECTO 299265                          |                      | -                   | 200,000.00        | 200,000.00           |
| 006-000-000        | GASTOS                                   |                      | 17,359,294.92       | 2,496,194.68      | 19,855,489.60        |
| 600-000-000        | GASTOS OPERATIVOS                        |                      | 17,359,294.92       | 2,496,194.68      | 19,855,489.60        |
| 600-100-000        | SERVICIOS PERSONALES                     |                      | 13,727,451.54       | 1,979,211.74      | 15,706,663.28        |
| 600-100-100        | SUELDO BASE DEL PERSONAL                 |                      | 6,705,420.46        | 944,168.81        | 7,649,589.27         |
| 600-100-103        | HONORARIOS ASIMILADOS A SUELDOS          |                      | 1,515,826.78        | 288,016.31        | 1,803,843.09         |
| 600-100-108        | COMPENSACION                             |                      | 662,414.89          | 91,887.23         | 754,302.12           |
| 600-100-110        | PRIMA VACACIONAL                         |                      | 7,681.76            | 4,586.76          | 12,268.52            |
| 600-100-111        | AGUINALDO                                |                      | 87,700.30           | 36,694.06         | 124,394.36           |
| 600-100-112        | INDEMNIZACIONES Y LAUDOS                 |                      | 33,103.80           | -                 | 33,103.80            |
| 600-100-113        | PRIMA DE ANTIGÜEDAD                      |                      | 33,035.45           | -                 | 33,035.45            |

|                    |   |                 |                  |                  |                  |                  |                  |
|--------------------|---|-----------------|------------------|------------------|------------------|------------------|------------------|
| 600-100-114        | HORAS EXTRAS                            | 14,389.36       | 3,939.10         | -                | 18,328.46        |                  |                  |
| 600-100-115        | APORTACION A PENSIONES DEL ESTADO       | 654,665.33      | 87,760.48        | -                | 742,425.81       |                  |                  |
| 600-100-116        | INFONAVIT                               | 464,350.01      | 63,031.17        | -                | 527,381.18       |                  |                  |
| 600-100-117        | RETIRO                                  | 185,739.68      | 25,212.55        | -                | 210,952.23       |                  |                  |
| 600-100-118        | CESANTIA Y VEJEZ PATRONAL               | 291,290.97      | 38,550.80        | -                | 329,841.77       |                  |                  |
| 600-100-120        | SEGURO SOCIAL                           | 793,585.31      | 106,742.38       | -                | 900,327.69       |                  |                  |
| 600-100-121        | 2% SOBRE NOMINAS                        | 165,034.00      | 23,511.00        | -                | 188,545.00       |                  |                  |
| 600-100-122        | PREVISION SOCIAL                        | 671,785.68      | 92,855.67        | -                | 764,641.35       |                  |                  |
| 600-100-128        | PROVISION DE GASTOS ANUALES             | 910,000.00      | 130,000.00       | -                | 1,040,000.00     |                  |                  |
| 600-100-131        | VACACIONES                              | 9,476.34        | -                | -                | 9,476.34         |                  |                  |
| 600-100-134        | HORAS CATEDRA                           | 6,000.00        | -                | -                | 6,000.00         |                  |                  |
| 600-100-136        | INCAPACIDADES IMSS                      | 5,404.03        | 1,396.01         | -                | 6,800.04         |                  |                  |
| 600-100-137        | APORT CONV. INTERCAMB ACAD COLAB INST   | 481,787.06      | 40,859.41        | -                | 522,646.47       |                  |                  |
| 600-100-138        | PROVISION PASIVO LABORAL                | 13,900.00       | -                | -                | 13,900.00        |                  |                  |
| 600-100-139        | SUELDO PERSONAL EVENTUAL                | 14,860.33       | -                | -                | 14,860.33        |                  |                  |
| 600-200-000        | MATERIALES Y SUMINISTROS                | 251,565.40      | 20,240.08        | -                | 271,805.48       |                  |                  |
| 600-200-100        | MATERIAL DE OFICINA                     | 76,252.31       | 6,238.47         | -                | 82,490.78        |                  |                  |
| 600-200-102        | ARTICULOS DE LIMPIEZA Y SANITARIOS      | 25,548.21       | -                | -                | 25,548.21        |                  |                  |
| 600-200-103        | COMBUSTIBLES Y LUBRICANTES              | 82,102.13       | 11,221.58        | -                | 93,323.71        |                  |                  |
| 600-200-104        | UNIFORMES                               | 1,924.00        | 2,780.03         | -                | 4,704.03         |                  |                  |
| 600-200-105        | ACCESORIOS ELECTRONICOS Y PARA COMPU    | 27,886.06       | -                | -                | 27,886.06        |                  |                  |
| 600-200-106        | MATERIALES Y UTILES IMPRESION Y REPROI  | 5,717.79        | -                | -                | 5,717.79         |                  |                  |
| 600-200-107        | IMPRESION DE PAPELERIA INSTITUCIONAL Y  | 32,134.90       | -                | -                | 32,134.90        |                  |                  |
| 600-300-000        | SERVICIOS GENERALES                     | 3,380,277.98    | 496,742.86       | -                | 3,877,020.84     |                  |                  |
| 600-300-100        | SERVICIO POSTAL                         | 11,282.70       | -                | -                | 11,282.70        |                  |                  |
| 600-300-101        | FLETES                                  | 3,271.55        | -                | -                | 3,271.55         |                  |                  |
| 600-300-102        | TELEFONO                                | 30,873.57       | 4,689.52         | -                | 35,563.09        |                  |                  |
| 600-300-104        | ENERGIA ELECTRICA                       | 102,002.12      | 16,407.00        | -                | 118,409.12       |                  |                  |
| 600-300-105        | AGUA POTABLE                            | 31,762.00       | 4,736.00         | -                | 36,498.00        |                  |                  |
| 600-300-106        | RENTA DE INMUEBLE                       | 46,900.00       | 6,700.00         | -                | 53,600.00        |                  |                  |
| 600-300-108        | CUOTAS Y SUSCRIPCIONES                  | 35,132.59       | -                | -                | 35,132.59        |                  |                  |
| 600-300-109        | SEGUROS INMUEBLES                       | 20,199.53       | -                | -                | 20,199.53        |                  |                  |
| 600-300-110        | SEGUROS MUEBLES                         | 25,633.60       | -                | -                | 25,633.60        |                  |                  |
| 600-300-111        | COMISIONES BANCARIAS                    | 3,048.25        | 1,206.30         | -                | 4,254.55         |                  |                  |
| 600-300-112        | COMISIONES POR PREVISION SOCIAL         | 7,792.72        | 1,077.13         | -                | 8,869.85         |                  |                  |
| 600-300-113        | IMPUESTOS Y DERECHOS                    | 33,504.39       | 2,643.00         | -                | 36,147.39        |                  |                  |
| 600-300-114        | MANTO.Y CONSERV.MOBIL.Y EQ.DE OFICINA   | 28,277.46       | 6,734.62         | -                | 35,012.08        |                  |                  |
| 600-300-116        | MANTO.CONSERVACION DE VEHICULOS         | 35,576.62       | 1,902.73         | -                | 37,479.35        |                  |                  |
| 600-300-117        | MANTO.CONSERVACION DEL EDIFICIO         | 463,295.00      | 50,666.39        | -                | 513,961.39       |                  |                  |
| 600-300-119        | LIBROS - IMPRESION                      | 71,442.20       | -                | -                | 71,442.20        |                  |                  |
| 600-300-120        | REVISTA IMPRESA                         | 111,228.92      | -                | -                | 111,228.92       |                  |                  |
| 600-300-121        | REVISTA ELECTRÓNICA                     | 41,006.00       | -                | -                | 41,006.00        |                  |                  |
| 600-300-122        | DIFUSION                                | 62,880.08       | 16,850.64        | -                | 79,730.72        |                  |                  |
| 600-300-123        | SERVICIO DE TELECOMUNICACIONES          | 30,518.93       | 3,303.25         | -                | 33,822.18        |                  |                  |
| 600-300-124        | PASAJES PERSONAL ACADEMICO              | 76,885.83       | 5,000.00         | -                | 81,885.83        |                  |                  |
| 600-300-125        | ESTACIONAMIENTO                         | 6,190.00        | 1,304.49         | -                | 7,494.49         |                  |                  |
| 600-300-126        | VIATICOS PERSONAL ACADEMICO             | 28,324.76       | 1,613.61         | -                | 29,938.37        |                  |                  |
| 600-300-127        | CONGRESOS                               | 178,235.44      | 38,621.23        | -                | 216,856.67       |                  |                  |
| 600-300-129        | REUNIONES DE TRABAJO                    | 9,922.96        | 2,449.92         | -                | 12,372.88        |                  |                  |
| 600-300-131        | NO DEDUCIBLES                           | 110,651.41      | 9,308.05         | -                | 119,959.46       |                  |                  |
| 600-300-132        | DEPRECIACION DE BIBLIOTECA              | 38,229.70       | 5,310.29         | -                | 43,539.99        |                  |                  |
| 600-300-133        | DEPREC.MOB.Y EQ.DE OFICINA              | 409,890.13      | 57,770.12        | -                | 467,660.25       |                  |                  |
| 600-300-134        | DEPREC.DE EQUIPO DE COMPUTO             | 297,319.88      | 44,232.69        | -                | 341,552.57       |                  |                  |
| 600-300-136        | DEPREC.CONSTRUC.EN PROPIEDAD            | 249,641.21      | 35,663.03        | -                | 285,304.24       |                  |                  |
| 600-300-144        | RECARGOS                                | 4.00            | -                | -                | 4.00             |                  |                  |
| 600-300-146        | AMORTIZ. GASTOS DIFERIDOS               | 55,083.21       | 7,869.03         | -                | 62,952.24        |                  |                  |
| 600-300-150        | DEPREC. HERRAMIENTAS                    | 11,750.62       | 1,678.66         | -                | 13,429.28        |                  |                  |
| 600-300-153        | TELEFONIA MOVIL FERIAS Y EXPOSICIONES   | 400.00          | -                | -                | 400.00           |                  |                  |
| 600-300-154        | MANTO. EQUIPO E INFRAESTRUCTURA DE CI   | 245,975.63      | 38,167.04        | -                | 284,142.67       |                  |                  |
| 600-300-155        | GASTOS DE REPRESENTACION                | 910.00          | -                | -                | 910.00           |                  |                  |
| 600-300-156        | APOYO A ALUMNOS PARA MOVILIDAD          | 28,331.46       | -                | -                | 28,331.46        |                  |                  |
| 600-300-157        | ASIST.INSTITUC.A CONGRESOS NAC.E INTER  | 9,743.00        | -                | -                | 9,743.00         |                  |                  |
| 600-300-158        | FERIAS Y EXPOSICIONES                   | 36,744.32       | 62,358.12        | 0.00             | 99,102.44        |                  |                  |
| <b>600-300-159</b> | <b>APOYO A PONENTES INVITADOS NAC.E</b> | <b>6,308.98</b> | <b>0.00</b>      | <b>0.00</b>      | <b>6,308.98</b>  |                  |                  |
| 600-300-161        | IMPREVISTOS                             | 68,221.60       | 600.00           | 0.00             | 68,821.60        |                  |                  |
| 600-300-162        | TRASLADO DE PERSONAL ACADÉMICO Y ADM    | 6,178.14        | 0.00             | 0.00             | 6,178.14         |                  |                  |
| 600-300-200        | HONORARIOS SERV.PROFESIONALES           | 309,707.47      | 67,880.00        | 0.00             | 377,587.47       |                  |                  |
| 600-300-201        | HONORARIOS PERSONAS FISICAS             | 84,667.47       | 18,000.00        | 0.00             | 102,667.47       |                  |                  |
| 600-300-202        | PERSONAS JURIDICAS PRIVADAS             | 225,040.00      | 49,880.00        | 0.00             | 274,920.00       |                  |                  |
| 007-000-000        | GASTOS EN ADMINISTRACIÓN DE RECURSOS    | 204,917.36      | 99,117.00        | 0.00             | 304,034.36       |                  |                  |
| 660-001-000        | CONACYT PROYECTOS                       | 204,917.36      | 99,117.00        | 0.00             | 304,034.36       |                  |                  |
| 660-001-002        | PUBLICACIÓN, EDICIÓN E IMPRESIÓN        | 2,065.10        | 20,000.00        | -                | 22,065.10        |                  |                  |
| 660-001-003        | HONORARIOS POR SERVICIOS PROFESIONAL    | 66,120.00       | 11,020.00        | -                | 77,140.00        |                  |                  |
| 660-001-004        | PASAJES                                 | 9880.04         | 55103.05         | 0                | 153907.05        |                  |                  |
| 660-001-008        | VIATICOS                                | 30,044.26       | 11,991.45        | -                | 42,035.71        |                  |                  |
| 660-001-018        | ESTANCIAS TEC. ACADEMICAS DE PARTIC.    | 7,884.00        | 1,002.50         | 0.00             | 8,886.50         |                  |                  |
| SUMAS IGUALES \$   |   | 63,997,303.99   | \$ 63,997,303.99 | \$ 11,644,238.89 | \$ 11,644,238.89 | \$ 67,972,333.43 | \$ 67,972,333.43 |

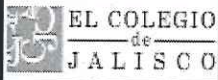
  
**L.C.P. MARIA GUADALUPE GONZALEZ SANCHEZ**  
**COORDINADORA DE CONTABILIDAD**



**El Colegio de Jalisco, A.C.**  
**Estado de Variación en la Hacienda**  
**Del 01 al 31 de Agosto de 2019**  
**(pesos)**

| Concepto  | Hacienda<br>Pública/Patrimonio<br>Contribuido | Hacienda<br>Pública/Patrimonio<br>Generado de<br>Ejercicios Anteriores | Hacienda<br>Pública/Patrimonio<br>Generado del<br>Ejercicio | Ajustes por Cambios<br>de Valor | TOTAL             |
|---|---|--|---|---------------------------------|-------------------|
| <b>Rectificaciones de Resultados de Ejercicios Anteriores</b>           | -   | -  | -   | -                               | -                 |
| <b>Patrimonio Neto Inicial Ajustado del Ejercicio</b>                   | <b>24,469,683</b>                             | -  | -   | -                               | <b>24,469,683</b> |
| Patrimonio  | 24,469,683                                    | -  | -   | -                               | 24,469,683        |
| Donaciones de Capital   | -   | -  | -   | -                               | -                 |
| Actualización de la Hacienda Pública/Patrimonio                         | -   | -  | -   | -                               | -                 |
| <b>Variaciones de la Hacienda Pública/Patrimonio Neto del Ejercicio</b> | -   | -  | -   | -                               | -                 |
| Resultados del Ejercicio (Ahorro/Desahorro)                             | -   | -  | -   | -                               | -                 |
| Resultados de Ejercicios Anteriores                                     | -   | -  | -   | -                               | -                 |
| Revalúos  | -   | -  | -   | -                               | -                 |
| Reservas  | -   | -  | -   | -                               | -                 |
| <b>Hacienda Pública/Patrimonio Neto Final</b>                           | <b>24,469,683</b>                             | -  | -   | -                               | <b>24,469,683</b> |
| <b>Cambios en la Hacienda Pública/Patrimonio Neto</b>                   | -   | -  | -   | -                               | -                 |
| Aportaciones  | -   | -  | -   | -                               | -                 |
| Donaciones de Capital   | -   | -  | -   | -                               | -                 |
| Actualización de la Hacienda Pública/Patrimonio                         | -   | -  | -   | -                               | -                 |
| <b>Variaciones de la Hacienda Pública/Patrimonio Neto del Ejercicio</b> | -   | -  | -   | -                               | -                 |
| Resultados del Ejercicio (Ahorro/Desahorro)                             | -   | -  | -   | -                               | -                 |
| Resultados de Ejercicios Anteriores                                     | -   | -  | -   | -                               | -                 |
| Revalúos  | -   | -  | -   | -                               | -                 |
| Reservas  | -   | -  | -   | -                               | -                 |
| <b>Saldo Neto en la Hacienda Pública / Patrimonio 2019</b>              | <b>24,469,683</b>                             | -  | -   | -                               | <b>24,469,683</b> |

  
**L.C.P. MARIA GUADALUPE GONZALEZ SANCHEZ**  
**COORDINADORA DE CONTABILIDAD**



EL COLEGIO  
de  
JALISCO


El Colegio de Jalisco, A. C.  
Estado Analítico del Activo  
Del 01 al 31 de Agosto de 2019  
(Pesos)

| Concepto  | Saldo Inicial<br>1 | Cargos del<br>Periodo<br>2 | Abonos del Periodo<br>3 | Saldo Final<br>4 =(1+2-3) | Variación del<br>Periodo<br>(4-1) |
|---|--------------------|----------------------------|-------------------------|---------------------------|-----------------------------------|
| <b>ACTIVO</b>   | <b>28,576,745</b>  | <b>8,351,574</b>           | <b>7,124,380</b>        | <b>29,803,939</b>         | <b>1,227,194</b>                  |
| <b>Activo Circulante</b>                                      | <b>14,854,897</b>  | <b>8,329,967</b>           | <b>6,971,856</b>        | <b>16,213,008</b>         | <b>1,358,111</b>                  |
| Efectivo y Equivalentes                                       | 14,788,848         | 7,656,331                  | 6,890,535               | 15,554,644                | 765,796                           |
| Derechos a Recibir Efectivo o Equivalentes                    | 66,049             | 673,636                    | 81,321                  | 658,365                   | 592,315                           |
| Derechos a Recibir Bienes o Servicios                         |                    |                            |                         |                           | 0                                 |
| Inventarios   |                    |                            |                         |                           | 0                                 |
| Almacenes   |                    |                            |                         |                           | 0                                 |
| Estimación por Pérdida o Deterioro de Activos                 |                    |                            |                         |                           | 0                                 |
| Otros Activos Circulantes                                     |                    |                            |                         |                           | 0                                 |
| <b>Activo No Circulante</b>                                   | <b>13,721,848</b>  | <b>21,607</b>              | <b>152,524</b>          | <b>13,590,931</b>         | <b>-130,917</b>                   |
| Inversiones Financieras a Largo Plazo                         | 0                  | 0                          | 0                       | 0                         | 0                                 |
| Derechos a Recibir Efectivo o Equivalentes a Largo Plazo      | 0                  | 0                          | 0                       | 0                         | 0                                 |
| Bienes Inmuebles, Infraestructura y Construcciones en Proceso | 14,265,260         | 0                          | 0                       | 14,265,260                | 0                                 |
| Bienes Muebles  | 16,248,081         | 21,607                     | 0                       | 16,269,688                | 21,607                            |
| Activos Intangibles   | 0                  | 0                          | 0                       | 0                         | 0                                 |
| Depreciación, Deterioro y Amortización Acumulada de Bienes    | -17,856,347        | 0                          | 152,524                 | -18,008,870               | -152,524                          |
| Activos Diferidos   | 1,033,162          | 0                          | 0                       | 1,033,162                 | 0                                 |
| Estimación por Pérdida o Deterioro de Activos no Circulantes  | 0                  | 0                          | 0                       | 0                         | 0                                 |
| Otros Activos no Circulantes                                  | 31,691             | 0                          | 0                       | 31,691                    | 0                                 |

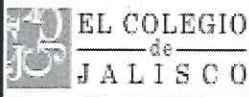
  
L.C.P. MARIA GUADALUPE GONZALEZ SANCHEZ  
COORDINADORA DE CONTABILIDAD



**EL COLEGIO DE JALISCO, A.C.**  
**ESTADO ANALÍTICO DE INGRESOS**  
**DEL 01 AL 31 DE AGOSTO DEL 2019**

| <b>Ingresos</b>   | <b>Periodo</b>   | <b>%</b>   |
|---|------------------|------------|
| <i>INGRESOS</i>   |                  |            |
| SUBSIDIOS   | 2,411,653.50     | 68.28      |
| DONATIVOS   | 422,043.80       | 11.95      |
| POSGRADOS   | 8,900.00         | 0.25       |
| EXTENSION   | 362,750.00       | 10.27      |
| INTERESES POR INVERSIONES   | 88,530.75        | 2.51       |
| VENTAS DE ACTIVOS   | 0.00             | 0.00       |
| COEDICIONES   | 0.00             | 0.00       |
| VENTA DE LIBROS   | 38,287.00        | 1.08       |
| CONVENIOS   | 0.00             | 0.00       |
| DEV. RECURSOS NO APLICADOS  | 0.00             | 0          |
|   | <hr/>            |            |
|   | 3,332,165.05     | 94.34      |
| <b><i>Ingresos</i></b>  |                  |            |
| INGRESOS EN ADMINISTRACIÓN DE RECURSOS  |                  |            |
| CONACYT PROYECTOS   | 200,000.00       | 5.66       |
| COEYJTJAL PROYECTOS   | 0.00             | 0.00       |
| COEDICIONES   | 0.00             | 0.00       |
| DEV. RECURSOS NO APLICADOS  | 0.00             | 0.00       |
| <i>TOTAL INGRESOS EN ADMINISTRACIÓN DE RECURSOS</i>                                   | <hr/>            |            |
|   | 200,000.00       | 5.66       |
| <br><b><i>Total Ingresos</i></b>  | <br>3,532,165.05 | <br>100.00 |
|    |                  |            |
| <b>L.C.P. MARIA GUADALUPE GONZALEZ SANCHEZ</b><br><b>COORDINADORA DE CONTABILIDAD</b> |                  |            |





El Colegio de Jalisco, A. C.  
Estado Analítico de la Deuda y Otros Pasivos  
Del 01 al 31 de Agosto de 2019  
(Pesos)

| Denominación de las Deudas             | Moneda de Contratación | Institución o País Acreedor | Saldo Inicial del Periodo | Saldo Final del Periodo |
|--|------------------------|-----------------------------|---------------------------|-------------------------|
| <b>DEUDA PÚBLICA</b>                   |                        |                             |                           |                         |
| <b>Corto Plazo</b>                     |                        |                             |                           |                         |
| <b>Deuda Interna</b>                   |                        |                             | -                         | -                       |
| Instituciones de Crédito               |                        |                             | -                         | -                       |
| Títulos y Valores                      |                        |                             | -                         | -                       |
| Arrendamientos Financieros             |                        |                             | -                         | -                       |
| <b>Deuda Externa</b>                   |                        |                             | -                         | -                       |
| Organismos Financieros Internacionales |                        |                             | -                         | -                       |
| Deuda Bilateral                        |                        |                             | -                         | -                       |
| Títulos y Valores                      |                        |                             | -                         | -                       |
| Arrendamientos Financieros             |                        |                             | -                         | -                       |
| <i>Subtotal a Corto Plazo</i>          |                        |                             | -                         | -                       |
| <b>Largo Plazo</b>                     |                        |                             |                           |                         |
| <b>Deuda Interna</b>                   |                        |                             | -                         | -                       |
| Instituciones de Crédito               |                        |                             | -                         | -                       |
| Títulos y Valores                      |                        |                             | -                         | -                       |
| Arrendamientos Financieros             |                        |                             | -                         | -                       |
| <b>Deuda Externa</b>                   |                        |                             | -                         | -                       |
| Organismos Financieros Internacionales |                        |                             | -                         | -                       |
| Deuda Bilateral                        |                        |                             | -                         | -                       |
| Títulos y Valores                      |                        |                             | -                         | -                       |
| Arrendamientos Financieros             |                        |                             | -                         | -                       |
| <i>Subtotal a Largo Plazo</i>          |                        |                             | -                         | -                       |
| <b>Otros Pasivos</b>                   |                        |                             | -                         | -                       |
| <b>Total Deuda y Otros Pasivos</b>     |                        |                             | -                         | -                       |

  
L.C.P. MARIA GUADALUPE GONZALEZ SANCHEZ  
COORDINADORA DE CONTABILIDAD